


# The Prevention, Detection and Treatment of Head Lice









Please visit the link for more information

[Head lice and nits - NHS \(www.nhs.uk\)](http://www.nhs.uk)

# LICE ARE NOT NICE.

(BUT ANYONE CAN GET THEM)



1. These are head lice... tiny insects that live on the scalp. (shown 3x actual size)  

2. If you get lice, you may not be able to see them. But you'll feel them... because they make your head *itch*.  

3. Lots of kids get lice, because they spread very easily even though they can't jump or fly.
4. So don't try on your friends' hats, scarves or other clothing, or borrow their combs or brushes.  

5. If your head itches a lot, tell your teacher or the nurse right away.  

6. You may not have lice, but they can tell if you do.  

7. If you do, your parents will wash your hair with a special shampoo the nurse recommends. It kills lice *fast*, but it won't hurt you.  

8. Then they'll use a special comb to help get all the lice and lice eggs out of your hair.  

9. Your parents will also wash or dry-clean your bedding and clothing, and use a special spray that kills lice on carpets and furniture.  

10. So you won't itch anymore!

An educational service provided by  
**REED & CARNICK**  
Piscataway, NJ 08854  
The Leader in Lice Control

R&C SHAMPOO® • R&C SPRAY® • R&C LICE TREATMENT KIT

For more educational materials or advice, call 1-800-KILLICE. In New Jersey, dial (201) 981-0071, ext. 447.

RC-081